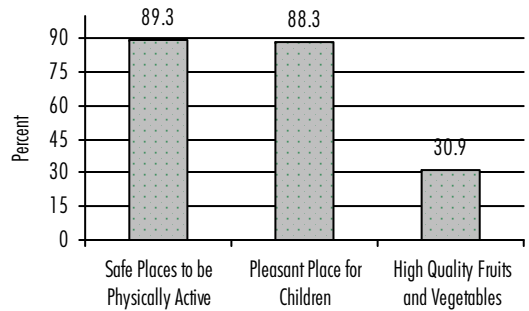


# SPA 3: San Gabriel Community Highlights

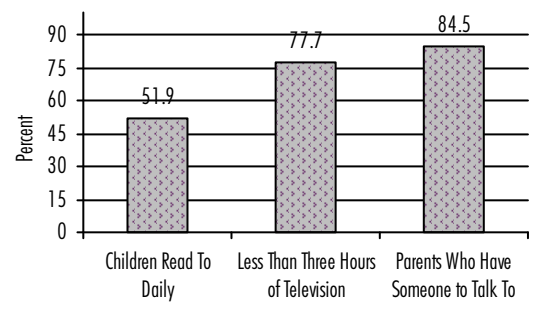


### Environment



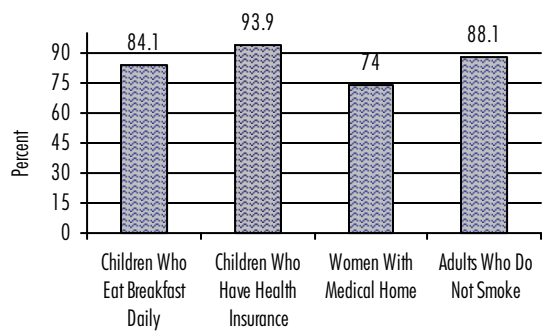
- **89.3%** of San Gabriel adults report there are **safe places to be physically active** in their neighborhood including sidewalks and streets for walking and jogging.
- **88.3%** of San Gabriel parents (of children 0-17 years) rate their community as a **pleasant place for their children** to be physically active.
- **30.9%** of San Gabriel adults rate the **quality of fruits and vegetables** where they shop as high.

### Family



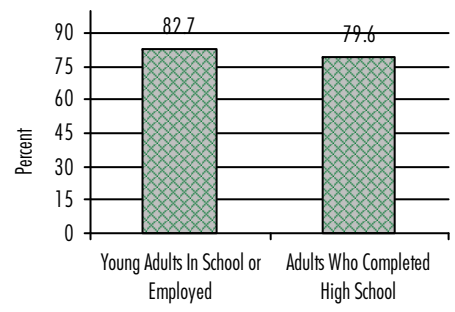
- **51.9%** of San Gabriel children ages 0-5 years are **read to daily** by a parent or family member.
- **77.7%** of San Gabriel children ages 2-17 years watch **less than three hours of television** daily.
- **84.5%** of San Gabriel parents (of children 0-5 years) say they can easily find **someone to talk to** when they need advice about raising their child.

### Staying Healthy



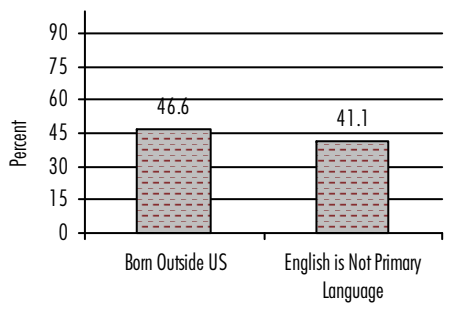
- **84.1%** of San Gabriel children (2-17 years) **eat breakfast** daily.
- **93.9%** of San Gabriel children (0-17 years) have **health insurance**.
- **74.0%** of Los Angeles County women (15 years and older) had a **medical home** prior to pregnancy.
- **88.1%** of San Gabriel adults **do not smoke** cigarettes.

### Education



- **82.7%** of San Gabriel young adults (18-24 years) are **in school or employed**.
- **79.6%** of San Gabriel adults have **completed high school**.

### Culture



- **46.6%** of San Gabriel adults were **born outside** of the United States.
- **41.1%** of San Gabriel adults primarily speak a **language other than English** at home.